

PCN no.: **PCN-092 rev.1.2.1**

Date: **2016-06-07**

Device affected:  
**nRF51822-QFAA**  
**nRF51822-CEAA**  
**nRF51822-QFAB**

Device version / Build Code:  
 G00, G10, G20, G30  
 D00, D10, D20, D30  
 B00, B20

Data sheet references:  
**See Appendix 1**

Agreement reference:  
**N/A**

Customers reference:  
**N/A**

**Impact:** Does the change affect product:

- |                           |  |   |
|---------------------------|--|---|
| 1. Form                   | <input checked="" type="checkbox"/> No | <input type="checkbox"/> Yes – describe:                                  |
| 2. Fit                    | <input checked="" type="checkbox"/> No | <input type="checkbox"/> Yes – describe:                                  |
| 3. Function               | <input type="checkbox"/> No            | <input checked="" type="checkbox"/> Yes – describe: See description below |
| 4. Quality or Reliability | <input checked="" type="checkbox"/> No | <input type="checkbox"/> Yes – describe:                                  |
| Classification of change  | <input type="checkbox"/> Minor         | <input checked="" type="checkbox"/> Major                                 |

**Impact:** Does the change affect container:

- |                           |   |  |
|---------------------------|---|--|
| 5. Form                   | <input checked="" type="checkbox"/> No    | <input type="checkbox"/> Yes – describe:   |
| 6. Fit                    | <input type="checkbox"/> No               | <input checked="" type="checkbox"/> Yes – describe: New reel MOQ for nRF51822-CEAA variant |
| 7. Function               | <input checked="" type="checkbox"/> No    | <input type="checkbox"/> Yes – describe:   |
| 8. Quality or Reliability | <input checked="" type="checkbox"/> No    | <input type="checkbox"/> Yes – describe:   |
| Classification of change  | <input checked="" type="checkbox"/> Minor | <input type="checkbox"/> Major   |

**Description of change:**

New revision of the ICs, with the following key improvements/changes:

1. *Radio and CPU concurrency*

Support for running the CPU concurrently with the Radio. Key benefits include reduced application latency and increased CPU availability for application level code. New versions of the SoftDevices include APIs to enable/disable this feature. Refer to the SoftDevice documentation for more information.

2. *Improved power efficiency*

300 uA reduction in active current for CPU executing code from flash.

Improved buck DC/DC regulator. The new DC/DC only supplies the Radio. Optimizations include automatic management (application software only needs to enable/disable the feature) and improved power efficiency. Refer to the Product Specification and Reference Manual for more information.

3. *Improved start-up time for Power on Reset (POR) module*

Optimized POR module to provide faster start-up time across the whole supply range (1.8 to 3.6 V).

4. *Fixes of anomalies*

The new IC revision includes a number of fixes of anomalies reported in nRF51822-PAN v2.4. For an updated list of anomalies refer to the new nRF51822-PAN v3.0.

5. *New container options for the CSP package variants*

- nRF51822-CEAA-R (Reel) MOQ changed from 3000 to 7000
- New 7" reel option: nRF51822-CEAA-R7 with a MOQ of 1500

Refer to the Product Specification version 3.1 for more information.

All new features and changes in electrical specifications for the new revision are documented in the nRF51822 Product Specification version 3.1 and the nRF51 Reference Manual version 3.0. Appendix 1 lists all changes with reference to these documents.

**Reason for change:**

New features, bug fixes, and improvements of performance and power efficiency.

## Consequences of change:

### 1. Hardware

None. New revisions are drop-in compatible with the current revisions.

### 2. Teleregulatory and Bluetooth certification

Reference designs nRF51822-DF (QFN) and nRF51822-CEAA-DF (CSP) pass all telecommunications regulatory bodies' requirements with the stated product changes with no discernible performance change. A reassessment of design performance due to applicable telecommunications regulatory requirements is required for any product not identical to the referenced designs.

Bluetooth QDIDs are valid for the new device versions <sup>\*</sup>). Bluetooth RF PHY conformance reassessment is recommended for all designs not identical to the referenced designs.

### 3. Software

None. New revisions are software compatible with the current revisions including software workarounds for fixed anomalies.

To verify this, Nordic has carried out compatibility testing with the following software revisions:

- S110 v5.2.1, v6.2.1, and v7.1
- S120 v1.0.1
- nRF51 SDK v6.1 and v7.0

Note that the SDK v7.0 is compatible *only* with the new nRF51-DK and not the nRF51822-DK or nRF51822-EK.

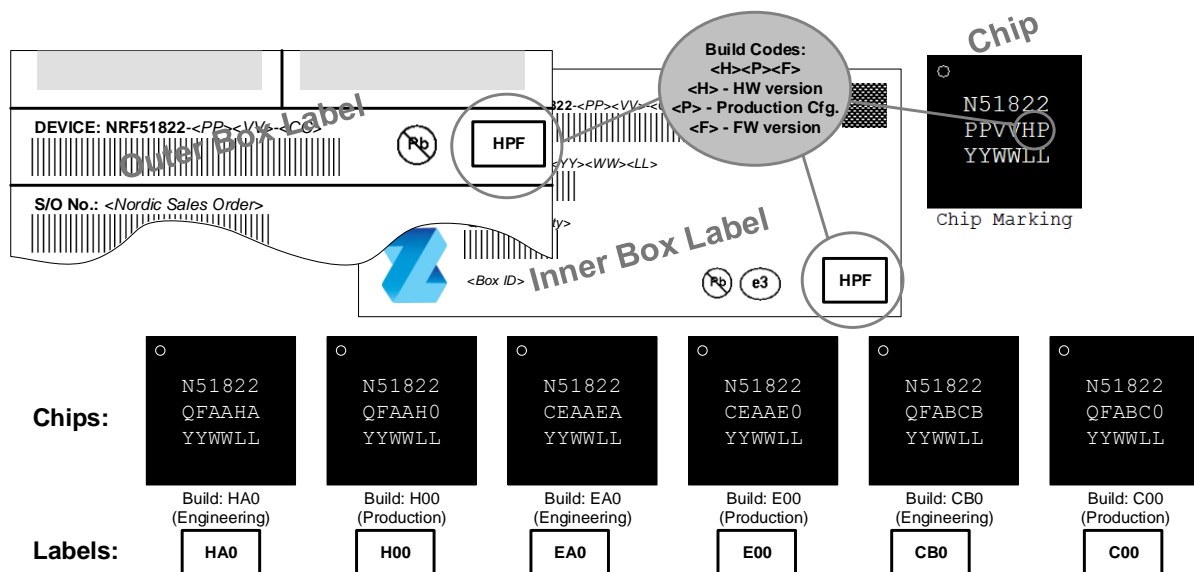
<sup>\*</sup>) For more information on migrating to the new revisions refer to the white paper nWP-021 "Migrating from the 2nd to the 3rd revision of nRF51822", v.1.0.

## Verification of change:

New revisions are approved and qualified under standard Nordic Semiconductor ASA QA procedures.

## Marking/Shipping labels:

The new versions will be marked with new build codes as follows:



**Change active from:**

nRF51822-QFAA (6x6mm QFN, 256kB Flash)			
Build code	Wafer / assembly	Samples / reports	Active from
H00	TSMC Fab10 / AMKOR ATP	Now	2015-02-01
Second source build codes:			
H10	TSMC Fab10 / ASE ChungLi	Now	2015-09-01
H20	To be announced	To be announced	Samples + 90 days
H30	To be announced	To be announced	Samples + 90 days

nRF51822-CEAA (3.5x3.8mm CSP, 256kB Flash)			
Build code	Wafer / assembly	Samples / reports	Active from
E00	TSMC Fab10 / Deca Technologies	Now	2015-02-01
Second source build codes:			
E10	TSMC Fab10 / ASE ChungLi	Now	2015-09-01
E20	To be announced	To be announced	Samples + 90 days
E30	To be announced	To be announced	Samples + 90 days

nRF51822-QFAB (6x6mm QFN, 128kB Flash)			
Build code	Wafer / assembly	Samples / reports	Active from
C00	TSMC Fab10 / ASE ChungLi	Now	2015-02-01
Second source build codes:			
C10	TSMC Fab10 / Amkor ATP	October 2015	Samples + 60 days
C20	To be announced	To be announced	Samples + 90 days
C30	To be announced	To be announced	Samples + 90 days

Note that the above 'active from' dates refer to the earliest date Nordic will fulfill orders with the new revisions instead of the current revisions. Depending on stock level of current revision the actual 'active from' date may be later.

For the second source build codes, Nordic will update this PCN when the exact schedule of production samples and qualification report are available.

Nordic may on a limited basis support earlier ramp-up on the new revisions. Please contact Nordic sales for more information.

**Last time order:**

2015-12-31

**Final shipment date:**

2016-06-30



**Attachments:**
 No

 Yes – describe: Appendix 1

**Technical contact at Nordic Semiconductor:**
[www.nordicsemi.com](http://www.nordicsemi.com), "Support"

**Commercial contact at Nordic Semiconductor:**
[www.nordicsemi.com](http://www.nordicsemi.com), "Contact Us"

**Authorization for Nordic Semiconductor**

Product Manager	Date: 2016-06-07	Sign: 
Quality Director	Date: 2016-06-07	Sign: 

Please note that all last time buy orders are non-cancellable and non-returnable.

Revision History			
Revision	Date	Author	Comment
1.0	2014-10-28	T. Bonnerud	Initial Release
1.1	2015-04-31	T. Bonnerud	Updated build codes for nRF51822-QFAB
1.2	2015-07-03	D. Angco T. Bonnerud	Updated Active From dates for nRF51822-QFAA H10, nRF51822-CEAA E10 & nRF51822-QFAB C10. Added Last time order and final shipment date.
1.2.1	2016-06-07	D.Angco	Editorial update

Nordic Semiconductor ASA  
 P.O. Box 2336  
 7004 Trondheim  
 Norway  
 Tel.: +47 72 89 89 00

## Appendix 1

### Product change summary

This is a summary of the changes implemented in the relevant product documentation:

Module	nRF51 Series Reference Manual v3.0 chapter	nRF51822 PS v3.1 chapter	Part changed/added	Comment								
RAM	5.1.4	3.2.2	RAM organization	The RAM is divided into multiple RAM AHB slaves. Added description on how to organize usages of the RAM to take advantages of multiple RAM AHB slaves.								
Power	12.1.1	3.4.1	Power Supply	Changed how the DC/DC and Regulators are organized. The DC/DC converter is only controlling the radio voltage.								
	12.1.3	3.4.1.2	DC/DC Converter setup	Improved the DC/DC solution: <ul style="list-style-type: none"> <li>Simplified how the DC/DC is controlled and operates.</li> <li>Removed the complexity around how it is controlled.</li> <li>Removed the startup time issue.</li> </ul>								
	12.1.7	3.4.2.2	System ON mode	Improved description around Low Power and Constant Latency								
	12.1.12	--	Power-on reset	The Power-on reset module has been improved on the startup time for the whole VDD range (1.8 to 3.6 V). No change in the descriptive text but it's seen on the numbers specified for the Power-on reset module below. Both in chapter 7 Operation condition and section 8.2 Power Management.								
Timer	--	4.2	Timer/ Counter	Added description about 1 MHz mode.								
Radio	17.1.3	--	Maximum packet length	<i>Correction of documentation error. No change in actual performance between current revision and new revisions.</i> The combined length of S0, LENGTH, S1, and PAYLOAD is changed from "cannot exceed 255 bytes" to "cannot exceed 254 bytes".								
	29.6		UART	New section "Suspending the UART"								
	33		Software Interrupts	New chapter								
Operating Condition	--	7	Table 20	Parameter $t_{R\_VDD}$ is specified under new conditions to reflect the improved POR module. Old parameter description: <i>Supply rise time (0V to 1.8 V)</i> New parameter description: <i>Supply rise time (0 V to VDD)</i> <table border="1" data-bbox="837 1729 1465 1792"> <thead> <tr> <th>Symbol</th> <th>Old value</th> <th>New value</th> <th>Units</th> </tr> </thead> <tbody> <tr> <td><math>t_{R\_VDD}</math></td> <td>60 @ 0 – 1.8V</td> <td>100 @ 0V – VDD</td> <td>ms</td> </tr> </tbody> </table>	Symbol	Old value	New value	Units	$t_{R\_VDD}$	60 @ 0 – 1.8V	100 @ 0V – VDD	ms
Symbol	Old value	New value	Units									
$t_{R\_VDD}$	60 @ 0 – 1.8V	100 @ 0V – VDD	ms									
System	--	8	Electrical specification	Changes in the electrical specification								
	--	8.1.2	Table 22	<table border="1" data-bbox="837 1865 1474 1953"> <thead> <tr> <th>Symbol</th> <th>Old value</th> <th>New value</th> <th>Units</th> </tr> </thead> <tbody> <tr> <td><math>I_{X16M.IM}</math></td> <td><i>New par.</i></td> <td>250</td> <td><math>\mu A</math></td> </tr> </tbody> </table>	Symbol	Old value	New value	Units	$I_{X16M.IM}$	<i>New par.</i>	250	$\mu A$
Symbol	Old value	New value	Units									
$I_{X16M.IM}$	<i>New par.</i>	250	$\mu A$									
	--	8.1.3	Table 23	<table border="1" data-bbox="837 1975 1474 2063"> <thead> <tr> <th>Symbol</th> <th>Old value</th> <th>New value</th> <th>Units</th> </tr> </thead> <tbody> <tr> <td><math>I_{X32M.IM}</math></td> <td><i>New par.</i></td> <td>300</td> <td><math>\mu A</math></td> </tr> </tbody> </table>	Symbol	Old value	New value	Units	$I_{X32M.IM}$	<i>New par.</i>	300	$\mu A$
Symbol	Old value	New value	Units									
$I_{X32M.IM}$	<i>New par.</i>	300	$\mu A$									
	--	8.1.4	Table 24	<table border="1" data-bbox="837 2085 1474 2148"> <thead> <tr> <th>Symbol</th> <th>Old value</th> <th>New value</th> <th>Units</th> </tr> </thead> <tbody> <tr> <td></td> <td></td> <td></td> <td></td> </tr> </tbody> </table>	Symbol	Old value	New value	Units				
Symbol	Old value	New value	Units									

Module	nRF51 Series Reference Manual v3.0 chapter	nRF51822 PS v3.1 chapter	Part changed/added	Comment																																																												
				<table border="1"> <tr> <td>I<sub>RC16M,1M</sub></td> <td><i>New par.</i></td> <td>540</td> <td>μA</td> </tr> <tr> <td>t<sub>START,RC16M</sub> (Typ.)</td> <td>2,5</td> <td>4,2</td> <td>μs</td> </tr> <tr> <td>t<sub>START,RC16M</sub> (Max.)</td> <td>3,5</td> <td>5,2</td> <td>μs</td> </tr> </table> <p><i>Correction of documentation error. No change in actual performance between current revision and new revisions.</i></p>	I <sub>RC16M,1M</sub>	<i>New par.</i>	540	μA	t <sub>START,RC16M</sub> (Typ.)	2,5	4,2	μs	t <sub>START,RC16M</sub> (Max.)	3,5	5,2	μs																																																
I <sub>RC16M,1M</sub>	<i>New par.</i>	540	μA																																																													
t <sub>START,RC16M</sub> (Typ.)	2,5	4,2	μs																																																													
t <sub>START,RC16M</sub> (Max.)	3,5	5,2	μs																																																													
--	8.1.6	Table 26		<table border="1"> <thead> <tr> <th>Symbol</th> <th>Old value</th> <th>New value</th> <th>Units</th> </tr> </thead> <tbody> <tr> <td>t<sub>START,RC32k</sub> (Typ.)</td> <td>100</td> <td>390</td> <td>μs</td> </tr> <tr> <td>t<sub>START,RC32k</sub> (Max.)</td> <td><i>New par.</i></td> <td>487</td> <td>μs</td> </tr> </tbody> </table> <p><i>Correction of documentation error. No change in actual performance between current revision and new revisions.</i></p>	Symbol	Old value	New value	Units	t <sub>START,RC32k</sub> (Typ.)	100	390	μs	t <sub>START,RC32k</sub> (Max.)	<i>New par.</i>	487	μs																																																
Symbol	Old value	New value	Units																																																													
t <sub>START,RC32k</sub> (Typ.)	100	390	μs																																																													
t <sub>START,RC32k</sub> (Max.)	<i>New par.</i>	487	μs																																																													
--	8.1.7	Table 27		<table border="1"> <thead> <tr> <th>Symbol</th> <th>Old value</th> <th>New value</th> <th>Units</th> </tr> </thead> <tbody> <tr> <td>t<sub>START,SYNT32k</sub></td> <td>100</td> <td>406</td> <td>μs</td> </tr> </tbody> </table> <p><i>Correction of documentation error. No change in actual performance between current revision and new revisions.</i></p>	Symbol	Old value	New value	Units	t <sub>START,SYNT32k</sub>	100	406	μs																																																				
Symbol	Old value	New value	Units																																																													
t <sub>START,SYNT32k</sub>	100	406	μs																																																													
--	8.2	Power management		The POR module is improved so that it gives a fast startup time for the whole VDD range (1.8 to 3.6 V).																																																												
--	8.2	Table 30		<table border="1"> <thead> <tr> <th>Symbol</th> <th>Old value</th> <th>New value</th> <th>Units</th> </tr> </thead> <tbody> <tr> <td>t<sub>POR, 1μs</sub> (Min, Typ)</td> <td colspan="3"><i>Removed.</i></td> </tr> <tr> <td>t<sub>POR, 50ms</sub> (Min, Typ)</td> <td colspan="3"><i>Removed.</i></td> </tr> <tr> <td>t<sub>POR, 10μs</sub> (Min.)</td> <td><i>New par.</i></td> <td>0,7</td> <td>ms</td> </tr> <tr> <td>t<sub>POR, 10μs</sub> (Typ.)</td> <td><i>New par.</i></td> <td>2.4</td> <td>ms</td> </tr> <tr> <td>t<sub>POR, 10μs</sub> (Max.)</td> <td><i>New par.</i></td> <td>19</td> <td>ms</td> </tr> <tr> <td>t<sub>POR, 1ms</sub> (Min.)</td> <td><i>New par.</i></td> <td>1,7</td> <td>ms</td> </tr> <tr> <td>t<sub>POR, 1ms</sub> (Typ.)</td> <td><i>New par.</i></td> <td>3,4</td> <td>ms</td> </tr> <tr> <td>t<sub>POR, 1ms</sub> (Max.)</td> <td><i>New par.</i></td> <td>20</td> <td>ms</td> </tr> <tr> <td>t<sub>POR, 10ms</sub> (Min.)</td> <td><i>New par.</i></td> <td>11</td> <td>ms</td> </tr> <tr> <td>t<sub>POR, 10ms</sub> (Typ.)</td> <td><i>New par.</i></td> <td>12</td> <td>ms</td> </tr> <tr> <td>t<sub>POR, 10ms</sub> (Max.)</td> <td><i>New par.</i></td> <td>28</td> <td>ms</td> </tr> <tr> <td>t<sub>POR, 100ms</sub> (Min.)</td> <td><i>New par.</i></td> <td>68</td> <td>ms</td> </tr> <tr> <td>t<sub>POR, 100ms</sub> (Typ.)</td> <td><i>New par.</i></td> <td>101</td> <td>ms</td> </tr> <tr> <td>t<sub>POR, 100ms</sub> (Max.)</td> <td><i>New par.</i></td> <td>115</td> <td>ms</td> </tr> </tbody> </table>	Symbol	Old value	New value	Units	t <sub>POR, 1μs</sub> (Min, Typ)	<i>Removed.</i>			t <sub>POR, 50ms</sub> (Min, Typ)	<i>Removed.</i>			t <sub>POR, 10μs</sub> (Min.)	<i>New par.</i>	0,7	ms	t <sub>POR, 10μs</sub> (Typ.)	<i>New par.</i>	2.4	ms	t <sub>POR, 10μs</sub> (Max.)	<i>New par.</i>	19	ms	t <sub>POR, 1ms</sub> (Min.)	<i>New par.</i>	1,7	ms	t <sub>POR, 1ms</sub> (Typ.)	<i>New par.</i>	3,4	ms	t <sub>POR, 1ms</sub> (Max.)	<i>New par.</i>	20	ms	t <sub>POR, 10ms</sub> (Min.)	<i>New par.</i>	11	ms	t <sub>POR, 10ms</sub> (Typ.)	<i>New par.</i>	12	ms	t <sub>POR, 10ms</sub> (Max.)	<i>New par.</i>	28	ms	t <sub>POR, 100ms</sub> (Min.)	<i>New par.</i>	68	ms	t <sub>POR, 100ms</sub> (Typ.)	<i>New par.</i>	101	ms	t <sub>POR, 100ms</sub> (Max.)	<i>New par.</i>	115	ms
Symbol	Old value	New value	Units																																																													
t <sub>POR, 1μs</sub> (Min, Typ)	<i>Removed.</i>																																																															
t <sub>POR, 50ms</sub> (Min, Typ)	<i>Removed.</i>																																																															
t <sub>POR, 10μs</sub> (Min.)	<i>New par.</i>	0,7	ms																																																													
t <sub>POR, 10μs</sub> (Typ.)	<i>New par.</i>	2.4	ms																																																													
t <sub>POR, 10μs</sub> (Max.)	<i>New par.</i>	19	ms																																																													
t <sub>POR, 1ms</sub> (Min.)	<i>New par.</i>	1,7	ms																																																													
t <sub>POR, 1ms</sub> (Typ.)	<i>New par.</i>	3,4	ms																																																													
t <sub>POR, 1ms</sub> (Max.)	<i>New par.</i>	20	ms																																																													
t <sub>POR, 10ms</sub> (Min.)	<i>New par.</i>	11	ms																																																													
t <sub>POR, 10ms</sub> (Typ.)	<i>New par.</i>	12	ms																																																													
t <sub>POR, 10ms</sub> (Max.)	<i>New par.</i>	28	ms																																																													
t <sub>POR, 100ms</sub> (Min.)	<i>New par.</i>	68	ms																																																													
t <sub>POR, 100ms</sub> (Typ.)	<i>New par.</i>	101	ms																																																													
t <sub>POR, 100ms</sub> (Max.)	<i>New par.</i>	115	ms																																																													
		Table 32		<table border="1"> <thead> <tr> <th>Symbol</th> <th>Old value</th> <th>New value</th> <th>Units</th> </tr> </thead> <tbody> <tr> <td>I<sub>V2XO16,1M</sub></td> <td><i>New par.</i></td> <td>520</td> <td>μA</td> </tr> <tr> <td>I<sub>V2XO32,1M</sub></td> <td><i>New par.</i></td> <td>560</td> <td>μA</td> </tr> <tr> <td>I<sub>V2RC16,1M</sub></td> <td><i>New par.</i></td> <td>630</td> <td>μA</td> </tr> <tr> <td>t<sub>XO</sub> (Typ.)</td> <td><i>New par.</i></td> <td>2,3</td> <td>μs</td> </tr> <tr> <td>t<sub>XO</sub> (Max.)</td> <td><i>New par.</i></td> <td>5,3</td> <td>μs</td> </tr> <tr> <td>I<sub>DCDC</sub></td> <td colspan="3"><i>Removed</i></td> </tr> <tr> <td>t<sub>START,DCDC</sub></td> <td colspan="3"><i>Removed</i></td> </tr> </tbody> </table>	Symbol	Old value	New value	Units	I <sub>V2XO16,1M</sub>	<i>New par.</i>	520	μA	I <sub>V2XO32,1M</sub>	<i>New par.</i>	560	μA	I <sub>V2RC16,1M</sub>	<i>New par.</i>	630	μA	t <sub>XO</sub> (Typ.)	<i>New par.</i>	2,3	μs	t <sub>XO</sub> (Max.)	<i>New par.</i>	5,3	μs	I <sub>DCDC</sub>	<i>Removed</i>			t <sub>START,DCDC</sub>	<i>Removed</i>																														
Symbol	Old value	New value	Units																																																													
I <sub>V2XO16,1M</sub>	<i>New par.</i>	520	μA																																																													
I <sub>V2XO32,1M</sub>	<i>New par.</i>	560	μA																																																													
I <sub>V2RC16,1M</sub>	<i>New par.</i>	630	μA																																																													
t <sub>XO</sub> (Typ.)	<i>New par.</i>	2,3	μs																																																													
t <sub>XO</sub> (Max.)	<i>New par.</i>	5,3	μs																																																													
I <sub>DCDC</sub>	<i>Removed</i>																																																															
t <sub>START,DCDC</sub>	<i>Removed</i>																																																															
--	8.3	Table 33		Updated. Added row "CPU" and the column "1V7".																																																												
--	8.4	Table 34		<table border="1"> <thead> <tr> <th>Symbol</th> <th>Old value</th> <th>New value</th> <th>Units</th> </tr> </thead> <tbody> <tr> <td>I<sub>CPU,FLASH</sub></td> <td>4,4</td> <td>4,1</td> <td>mA</td> </tr> </tbody> </table>	Symbol	Old value	New value	Units	I <sub>CPU,FLASH</sub>	4,4	4,1	mA																																																				
Symbol	Old value	New value	Units																																																													
I <sub>CPU,FLASH</sub>	4,4	4,1	mA																																																													
--	8.5.3	Table 37 / Figure 11		<p>New section specifying Radio parameters when the DC/DC is enabled.</p> <ul style="list-style-type: none"> <li>▪ New table 37 specifying the Radio current consumption when the DC/DC is enabled.</li> </ul>																																																												

Module	nRF51 Series Reference Manual v3.0 chapter	nRF51822 PS v3.1 chapter	Part changed/added	Comment																																								
				<ul style="list-style-type: none"> <li>Figure 11 gives the Conversion factor (<math>F_{DCDC}</math>) as function of VDD for selected radio modes.</li> </ul>																																								
	--	8.5.6	Table 40	<table border="1"> <thead> <tr> <th>Symbol</th> <th>Old value</th> <th>New value</th> <th>Units</th> </tr> </thead> <tbody> <tr> <td>TRXCHAIN (250 k)</td> <td>12</td> <td>12,5</td> <td><math>\mu</math>s</td> </tr> <tr> <td>TRXCHAIN (1 M)</td> <td>2</td> <td>3</td> <td><math>\mu</math>s</td> </tr> <tr> <td>TRXCHAIN (2 M)</td> <td>2,5</td> <td>2</td> <td><math>\mu</math>s</td> </tr> </tbody> </table> <p>Correction of documentation error. No change in actual performance between current revision and new revisions.</p>	Symbol	Old value	New value	Units	TRXCHAIN (250 k)	12	12,5	$\mu$ s	TRXCHAIN (1 M)	2	3	$\mu$ s	TRXCHAIN (2 M)	2,5	2	$\mu$ s																								
Symbol	Old value	New value	Units																																									
TRXCHAIN (250 k)	12	12,5	$\mu$ s																																									
TRXCHAIN (1 M)	2	3	$\mu$ s																																									
TRXCHAIN (2 M)	2,5	2	$\mu$ s																																									
		8.7	Table 43	<table border="1"> <thead> <tr> <th>Symbol</th> <th>Old value</th> <th>New value</th> <th>Units</th> </tr> </thead> <tbody> <tr> <td>tCTSH</td> <td><i>New par.</i></td> <td>1</td> <td><math>\mu</math>s</td> </tr> </tbody> </table>	Symbol	Old value	New value	Units	tCTSH	<i>New par.</i>	1	$\mu$ s																																
Symbol	Old value	New value	Units																																									
tCTSH	<i>New par.</i>	1	$\mu$ s																																									
		8.8	Table 45	<table border="1"> <thead> <tr> <th>Symbol</th> <th>Old value</th> <th>New value</th> <th>Units</th> </tr> </thead> <tbody> <tr> <td>tCD</td> <td>60</td> <td>97</td> <td>ns</td> </tr> </tbody> </table> <p>Correction of documentation error. No change in actual performance between current revision and new revisions.</p>	Symbol	Old value	New value	Units	tCD	60	97	ns																																
Symbol	Old value	New value	Units																																									
tCD	60	97	ns																																									
	--	8.13	Table 52	<table border="1"> <thead> <tr> <th>Symbol</th> <th>Old value</th> <th>New value</th> <th>Units</th> </tr> </thead> <tbody> <tr> <td>ITIMER0/1/2,1M</td> <td><i>New par.</i></td> <td>4</td> <td><math>\mu</math>A</td> </tr> </tbody> </table>	Symbol	Old value	New value	Units	ITIMER0/1/2,1M	<i>New par.</i>	4	$\mu$ A																																
Symbol	Old value	New value	Units																																									
ITIMER0/1/2,1M	<i>New par.</i>	4	$\mu$ A																																									
	--	8.15	Table 54	Improved the accuracy of the temperature sensor. Added a Note on T <sub>ACC</sub> specifying that the accuracy is applicable in the range from 0°C to +60°C.																																								
		8.22	--	Corrected the timing specification for the NVMC module.																																								
			Table 61	<table border="1"> <thead> <tr> <th>Symbol</th> <th>Old value</th> <th>New value</th> <th>Units</th> </tr> </thead> <tbody> <tr> <td>tERASEALL (Typ.)</td> <td><i>Removed</i></td> <td></td> <td></td> </tr> <tr> <td>tERASEALL (Max.)</td> <td><i>New par.</i></td> <td>22,3</td> <td>ms</td> </tr> <tr> <td>tPAGEERASE (Typ.)</td> <td><i>Removed</i></td> <td></td> <td></td> </tr> <tr> <td>tPAGEERASEALL (Max.)</td> <td><i>New par.</i></td> <td>22,3</td> <td>ms</td> </tr> <tr> <td>tWRITE (Typ.)</td> <td><i>Removed</i></td> <td></td> <td></td> </tr> <tr> <td>tWRITE.FLASH (Max.)</td> <td><i>New par.</i></td> <td>46,3</td> <td><math>\mu</math>s</td> </tr> <tr> <td>tWRITE.RAM,1st (Max.)</td> <td><i>New par.</i></td> <td>39,3</td> <td><math>\mu</math>s</td> </tr> <tr> <td>tWRITE.RAM,2nd (Max.)</td> <td><i>New par.</i></td> <td>22,3</td> <td><math>\mu</math>s</td> </tr> <tr> <td>tWRITE.RAM,3rd (Max.)</td> <td><i>New par.</i></td> <td>46,3</td> <td><math>\mu</math>s</td> </tr> </tbody> </table>	Symbol	Old value	New value	Units	tERASEALL (Typ.)	<i>Removed</i>			tERASEALL (Max.)	<i>New par.</i>	22,3	ms	tPAGEERASE (Typ.)	<i>Removed</i>			tPAGEERASEALL (Max.)	<i>New par.</i>	22,3	ms	tWRITE (Typ.)	<i>Removed</i>			tWRITE.FLASH (Max.)	<i>New par.</i>	46,3	$\mu$ s	tWRITE.RAM,1st (Max.)	<i>New par.</i>	39,3	$\mu$ s	tWRITE.RAM,2nd (Max.)	<i>New par.</i>	22,3	$\mu$ s	tWRITE.RAM,3rd (Max.)	<i>New par.</i>	46,3	$\mu$ s
Symbol	Old value	New value	Units																																									
tERASEALL (Typ.)	<i>Removed</i>																																											
tERASEALL (Max.)	<i>New par.</i>	22,3	ms																																									
tPAGEERASE (Typ.)	<i>Removed</i>																																											
tPAGEERASEALL (Max.)	<i>New par.</i>	22,3	ms																																									
tWRITE (Typ.)	<i>Removed</i>																																											
tWRITE.FLASH (Max.)	<i>New par.</i>	46,3	$\mu$ s																																									
tWRITE.RAM,1st (Max.)	<i>New par.</i>	39,3	$\mu$ s																																									
tWRITE.RAM,2nd (Max.)	<i>New par.</i>	22,3	$\mu$ s																																									
tWRITE.RAM,3rd (Max.)	<i>New par.</i>	46,3	$\mu$ s																																									
	--	8.24	Table 63	<table border="1"> <thead> <tr> <th>Symbol</th> <th>Old value</th> <th>New value</th> <th>Units</th> </tr> </thead> <tbody> <tr> <td>tLPCOMPSTARTUP</td> <td><i>New par.</i></td> <td>40</td> <td><math>\mu</math>s</td> </tr> </tbody> </table>	Symbol	Old value	New value	Units	tLPCOMPSTARTUP	<i>New par.</i>	40	$\mu$ s																																
Symbol	Old value	New value	Units																																									
tLPCOMPSTARTUP	<i>New par.</i>	40	$\mu$ s																																									