



nRF51822 specification for -25 to +85°C temperature range

Multiprotocol *Bluetooth*® 4.1 low energy/2.4 GHz RF SoC

Specification v1.0

Addendum to nRF51822 Product Specification v3.1

This addendum describes the deviations that apply when operating the nRF51822 chip in the -25 to +85°C temperature range.

For information on the specifications when operating the nRF51822 chip in the Consumer Temperature Range (-25 to +75°C), see the *nRF51822 Product Specification v3.1*.

This document applies to the following chip variants:

nRF51822 variant	Build code
QFAC	Ax0 ¹
CFAC	Ax0 ¹

1. The x in the build code can be any digit between 0..9.

Table 1 nRF51822 variants qualified for the -25 to +85°C temperature range

1 Introduction

The nRF51822 chip variants mentioned in *Table 1* on page 1 has been qualified for operating in the -25 to +85°C temperature range.

This document specifies the performance when operating in the -25 to +85°C temperature range. The values in this document replace the corresponding values in the *nRF51822 Product Specification* v3.1 when operating outside the Consumer Temperature Range (-25 to +75°C) but inside the -25 to +85°C temperature range.

2 Deviations from the nRF51822 Product Specification v3.1

This chapter lists where there are differences from *nRF51822 Product Specification v3.1*, and the chapter or section name and number is referring to the chapter or section in the *nRF51822 Product Specification v3.1*. Changed values are written with bold font, and values or information that is not valid in the Industrial Temperature Range are written with strikethrough font.

Key features on the front page:

- Flexible power management
 - Supply voltage range **1.9 V** to 3.6 V

3.4.1 Power supply

nRF51 supports three different power supply alternatives:

- Internal LDO setup
- DC/DC converter setup
- ~~Low voltage mode setup~~

3.4.1.3 Low voltage mode setup

~~Devices can be used in low voltage mode where a steady 1.8 V supply is available externally.~~

7 Operating conditions

Changes in Table 20 (within the Consumer Temperature Range the specifications remains unchanged):

- New value for Min. voltage in the *Supply voltage, internal LDO setup* row.
- The row *Supply voltage, low voltage mode setup* is not valid.
- New values for Min. and Max. temperature in the *Operating temperature* row.

Symbol	Parameter	Notes	Min.	Typ.	Max.	Units
VDD	Supply voltage, internal LDO setup		1.9	3.0	3.6	V
VDD	Supply voltage, DC/DC converter setup		2.1	3.0	3.6	V
VDD	Supply voltage, low voltage mode setup	1	1.75	1.8	1.95	V
T _A	Operating temperature		-25	25	85	°C

1. DEC2 shall be connected to VDD in this mode.

Table 20 Operating conditions

8.2 Power management

Footnote no. 1 on Table 32 is not valid for -25 to +85°C temperature range.

8.5.4 Transmitter specifications

New value for Max. frequency in the *20 dB bandwidth for modulated carrier (250 kbps)* row in Table 38 (within the Consumer Temperature Range the specifications remains unchanged):

Symbol	Description	Min.	Typ.	Max.	Units	Test level
P _{BW250}	20 dB bandwidth for modulated carrier (250 kbps).		700	1000	kHz	2

Table 38 Transmitter specifications

8.12 Analog to Digital Converter (ADC) specifications

Changes in Table 51 (within the Consumer Temperature Range the specifications remains unchanged):

- New values for Min. and Max. in the *Gain error* row
- New values for Min. and Max. in the *Internal Band Gap reference voltage error* row
- References to 1.8 V are not valid for Industrial Temperature Range.

Symbol	Description	Note	Min.	Typ.	Max.	Units	Test level
e _G	Gain error.	1	-3		+3	%	2
V _{REF_VBG_ERR}	Internal Band Gap reference voltage error.		-2		+2	%	2
ADC_ERR_1V8				3		LSB	2
ADC_ERR_2V2	Absolute error when used for battery measurement at			2		LSB	2
ADC_ERR_2V6	1.8 V, 2.2 V, 2.6 V, 3.0 V, and	2		1		LSB	2
ADC_ERR_3V0	3.4 V.			1		LSB	2
ADC_ERR_3V4				1		LSB	2

1. Source impedance less than 5 kΩ.
2. Internal reference, input from VDD/3, 10 bit mode.

Table 51 Analog to Digital Converter (ADC) specifications

8.15 Temperature sensor (TEMP)

New values for Min. and Max. in the *Temperature sensor range* row in Table 54 (within the Consumer Temperature Range the specifications remains unchanged):

Symbol	Description	Note	Min.	Typ.	Max.	Units	Test level
T _{RANGE}	Temperature sensor range.		-25		85	°C	N/A

Table 54 Temperature sensor

11.5.2 QFAC QFN48 schematic with low voltage mode setup

Not valid for -25 to +85°C temperature range.

11.8.2 CFAC WLCSP schematic with low voltage mode setup

Not valid for -25 to +85°C temperature range.

3 Typical characteristics

All plots are at VDD = 3 V, DC/DC disabled.

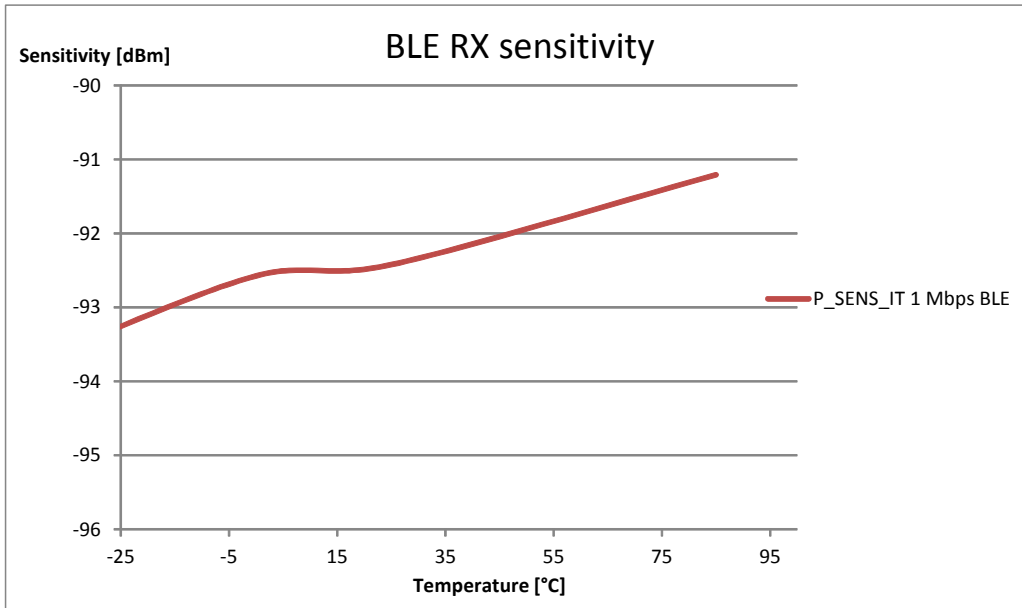


Figure 1 BLE RX sensitivity vs. temperature

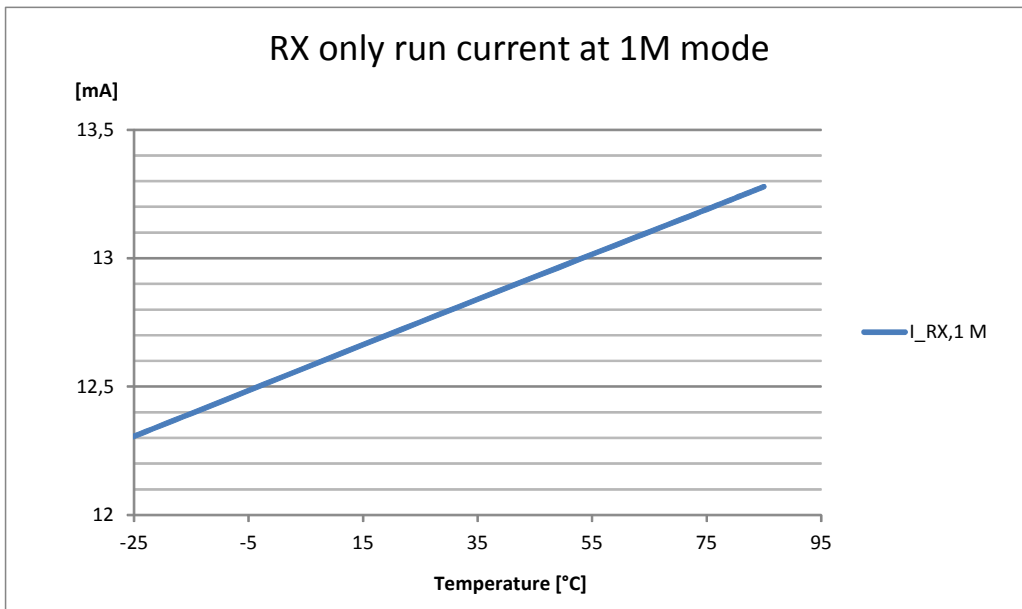


Figure 2 RX only run current at 1M mode

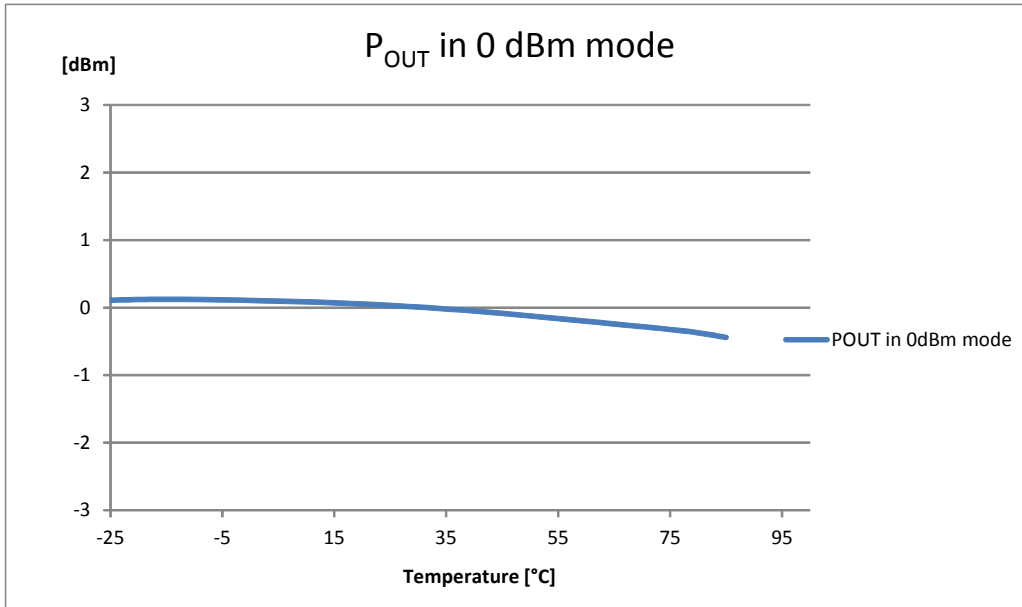


Figure 3 P_{OUT} in 0 dBm mode.

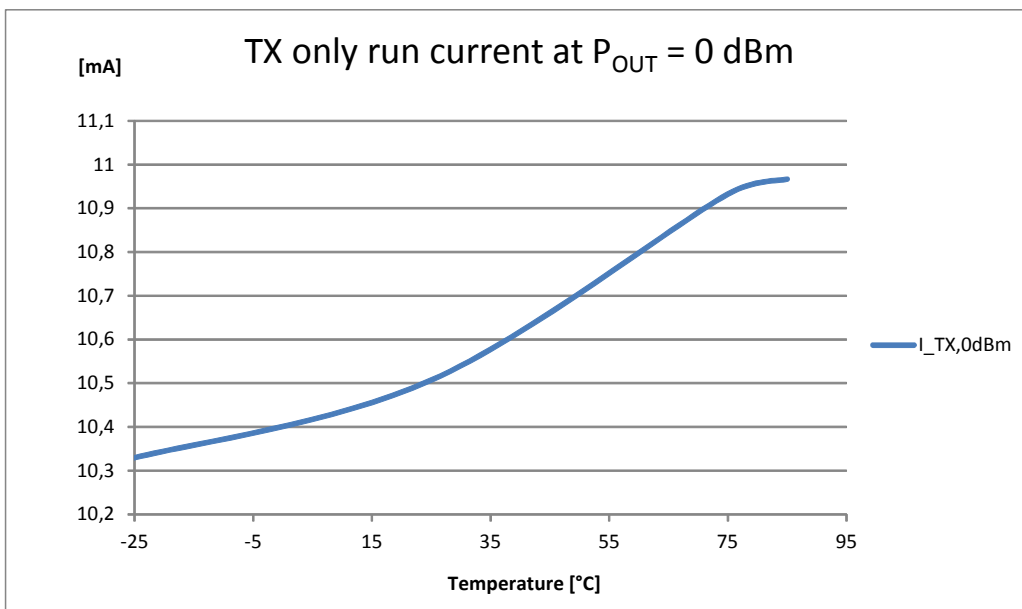


Figure 4 TX only run current at P_{OUT} = 0 dBm.

Liability disclaimer

Nordic Semiconductor ASA reserves the right to make changes without further notice to the product to improve reliability, function or design. Nordic Semiconductor ASA does not assume any liability arising out of the application or use of any product or circuits described herein.

Life support applications

Nordic Semiconductor's products are not designed for use in life support appliances, devices, or systems where malfunction of these products can reasonably be expected to result in personal injury. Nordic Semiconductor ASA customers using or selling these products for use in such applications do so at their own risk and agree to fully indemnify Nordic Semiconductor ASA for any damages resulting from such improper use or sale.

Contact details

For your nearest distributor, please visit www.nordicsemi.com.

Information regarding product updates, downloads, and technical support can be accessed through your My Page account on our home page.

Main office: Otto Niensens veg 12
7052 Trondheim
Norway
Phone: +47 72 89 89 00
Fax: +47 72 89 89 89

Mailing address: Nordic Semiconductor
P.O. Box 2336
7004 Trondheim
Norway



RoHS and REACH statement

Nordic Semiconductor's products meet the requirements of Directive 2002/95/EC of the European Parliament and of the Council on the Restriction of Hazardous Substances (RoHS) and the requirements of the REACH regulation (EC 1907/2006) on Registration, Evaluation, Authorization and Restriction of Chemicals. The SVHC (Substances of Very High Concern) candidate list is continually being updated. Complete hazardous substance reports, material composition reports and latest version of Nordic's REACH statement can be found on our website www.nordicsemi.com.

Revision History

Date	Version	Description
February 2015	1.0	First release.